

# Reporting On Our **Progress**

01

Sustainable  
Development Goals  
and Targets

# Report Contents

## Part 1: Understanding

---

- The 17 SDG
- Objectives
- President's Message
- Creating an Impact

## Part 2: Prioritization

---

- Priority Goals
- Methodology
- Targets and Indicators

## Part 3: Measurement

---

- Progress Update
- Data Analysis
- Next steps

# Authors



Yael Amari

ROLE / POSITION

Use this section to put details about the company or organization, the name of the speaker and the date and place of the event.



Paige Turner

ROLE / POSITION

Use this section to put details about the company or organization, the name of the speaker and the date and place of the event.



Chad Gibbons

ROLE / POSITION

Use this section to put details about the company or organization, the name of the speaker and the date and place of the event.

Part 1:

# Understanding

.....  
TITLE OF THE REPORT

.....  
DATE OF THE REPORT  
.....

# The **17** Sustainable Development Goals



# Objectives

Why is your organization actively working on the **17 SDGs**? Demonstrating a case for achieving the SDGs can make your report stronger.

Why is your organization actively working on the 17 SDGs? Demonstrating a case for **achieving the SDGs** can make your report stronger.

Why is your organization **actively working** on the 17 SDGs? Demonstrating a case for achieving the SDGs can make your report stronger.



# Message from the President

Feature a message from the president regarding the organization's commitment in achieving the SDGs. The message can be about what inspired decision makers to take action and what can be expected from this report.

**CEO'S name** goes here

# Creating an Impact

## Impact 1 .....

Keep it balanced! How is the society contributing to the problems the SDGs want to address, and how will the organization help to solve them?

## Impact 2 .....

Keep it balanced! How is the society contributing to the problems the SDGs want to address, and how will the organization help to solve them?

## Impact 3 .....

Keep it balanced! How is the society contributing to the problems the SDGs want to address, and how will the organization help to solve them?



# Impact 1

Keep it balanced! Elaborate how society is contributing to the problems the SDGs want to address, and how the organization plans to help solve them.

When the negative and positive sides are acknowledged, there's more clarity in what needs to be solved.

# Impact 2

Keep it balanced! Elaborate how society is contributing to the problems the SDGs want to address, and how the organization plans to help solve them.

When the negative and positive sides are acknowledged, there's more clarity in what needs to be solved.



# Impact 3

.....

Keep it balanced! Elaborate how society is contributing to the problems the SDGs want to address, and how the organization plans to help solve them.

.....

When the negative and positive sides are acknowledged, there's more clarity in what needs to be solved.

Part 2:

# Prioritizing

# Priority SDGs



It's amazing how committed your organization is in working towards the SDGs. Show the 1 to 3 SDGs you're committed to work on first.

# Priority Goal and **Targets #1:**

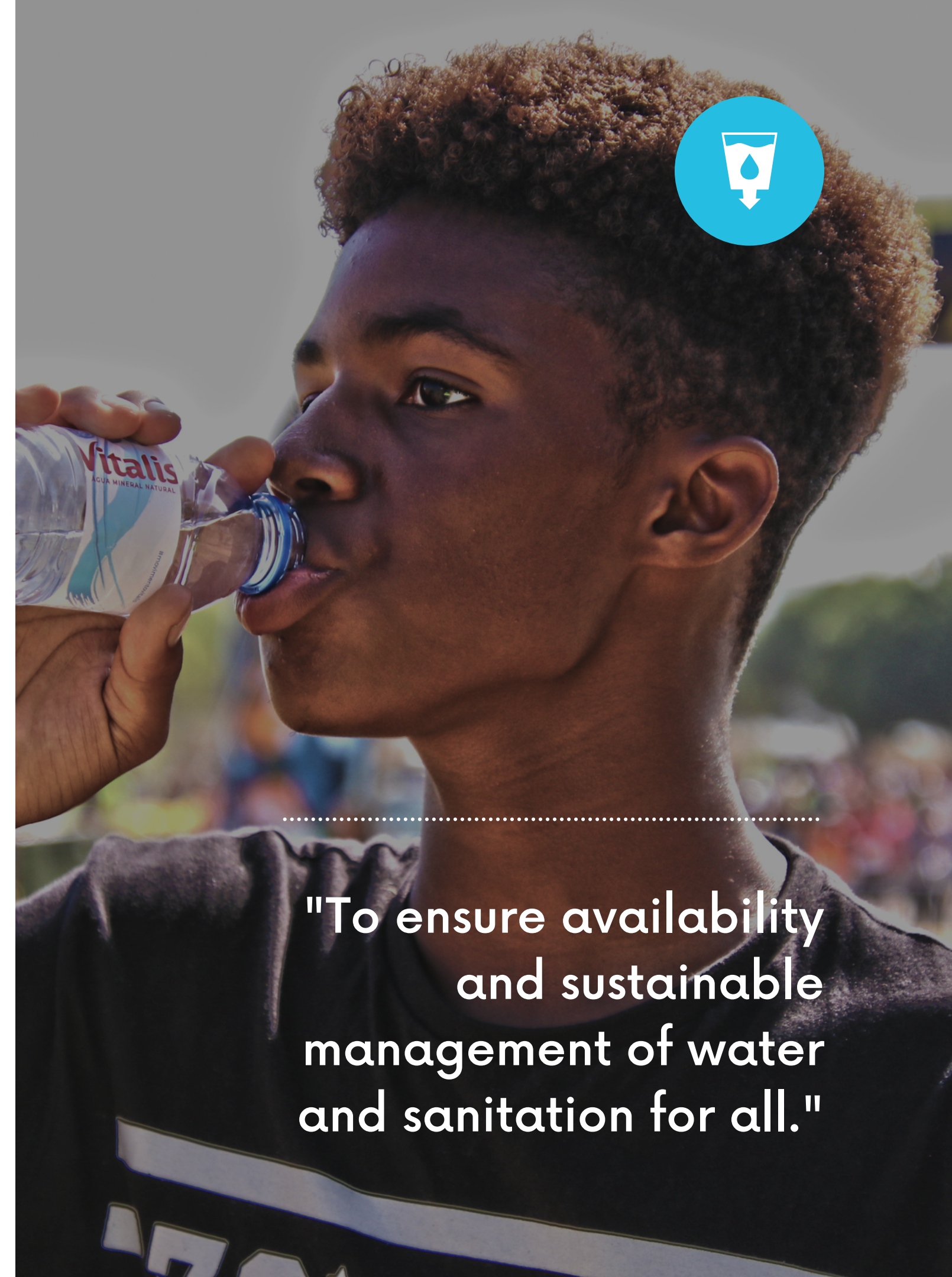
Explain why this goal is a priority in your organization. List the targets specified by the UN that your organization wants to achieve as an indication that the goal is met.



"To end poverty in all its forms everywhere."

# Priority Goal and **Targets #2:**

Explain why this goal is a priority in your organization. List the targets specified by the UN that your organization wants to achieve as an indication that the goal is met.



**"To ensure availability  
and sustainable  
management of water  
and sanitation for all."**

# Priority Goal and **Targets #3:**

Explain why this goal is a priority in your organization. List the targets specified by the UN that your organization wants to achieve as an indication that the goal is met.



"To reduce  
inequality within and  
among countries."



# Methodology

Use this section to discuss how your organization will achieve the goals and targets you committed to accomplish.

Provide a brief description also on how progress will be measured in the context of the chosen goals and targets.



Part 3:

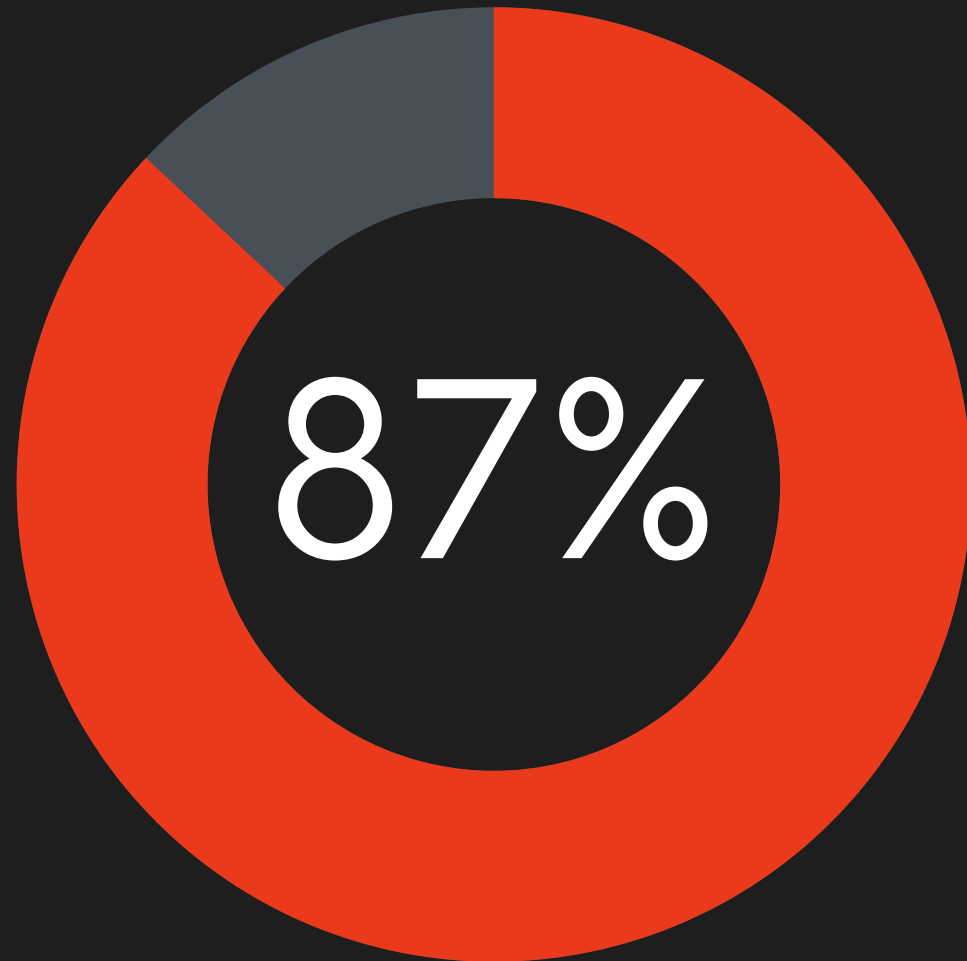
# Measurement

# Priority Goal and **Targets #3:**


Explain why this goal is a priority in your organization. List the targets specified by the UN that your organization wants to achieve as an indication that the goal is met.



"To reduce  
inequality within and  
among countries."



Put a newsworthy statistic and provide a brief explanation.

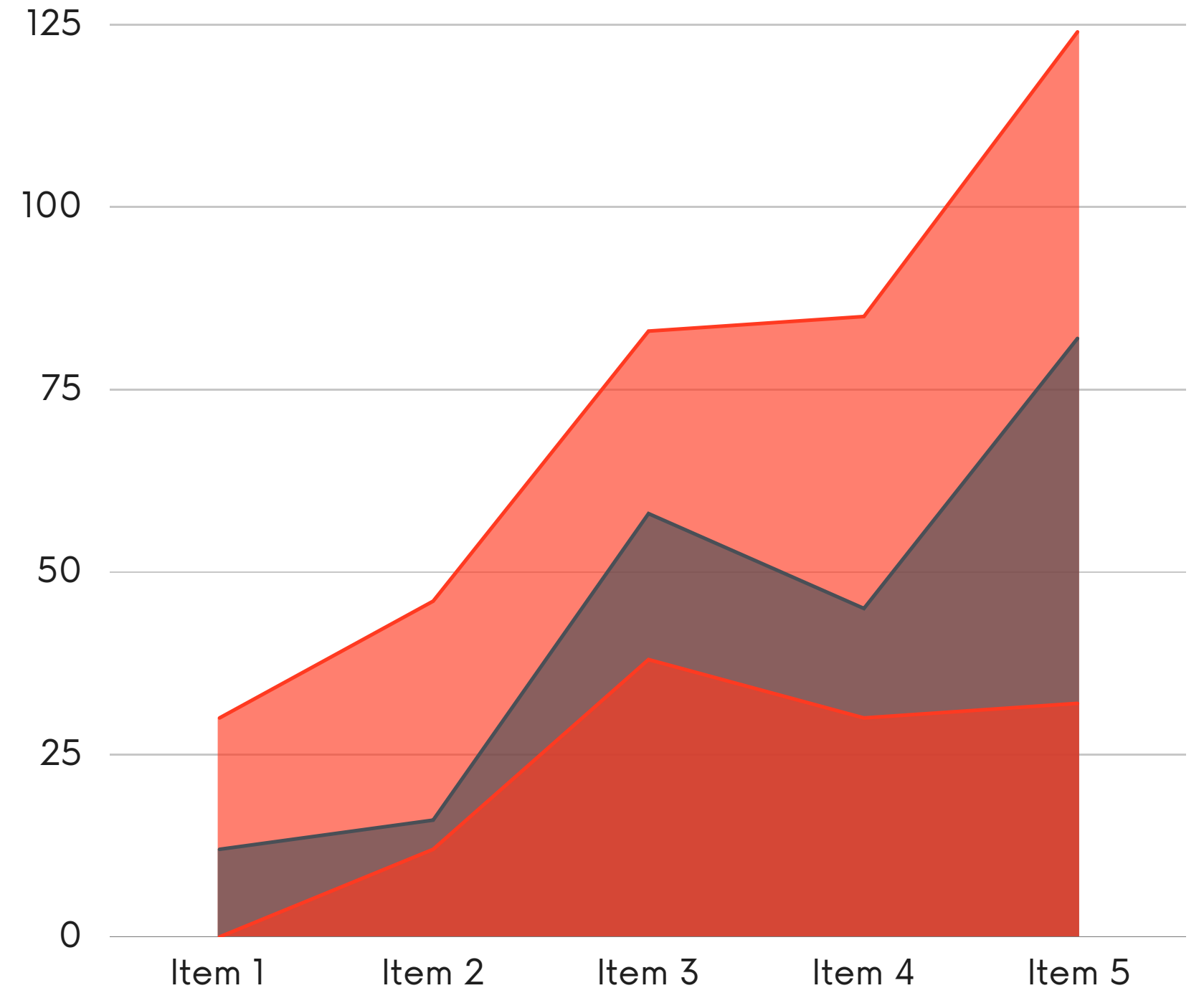


1 in 5

Put a newsworthy statistic and provide a brief explanation.

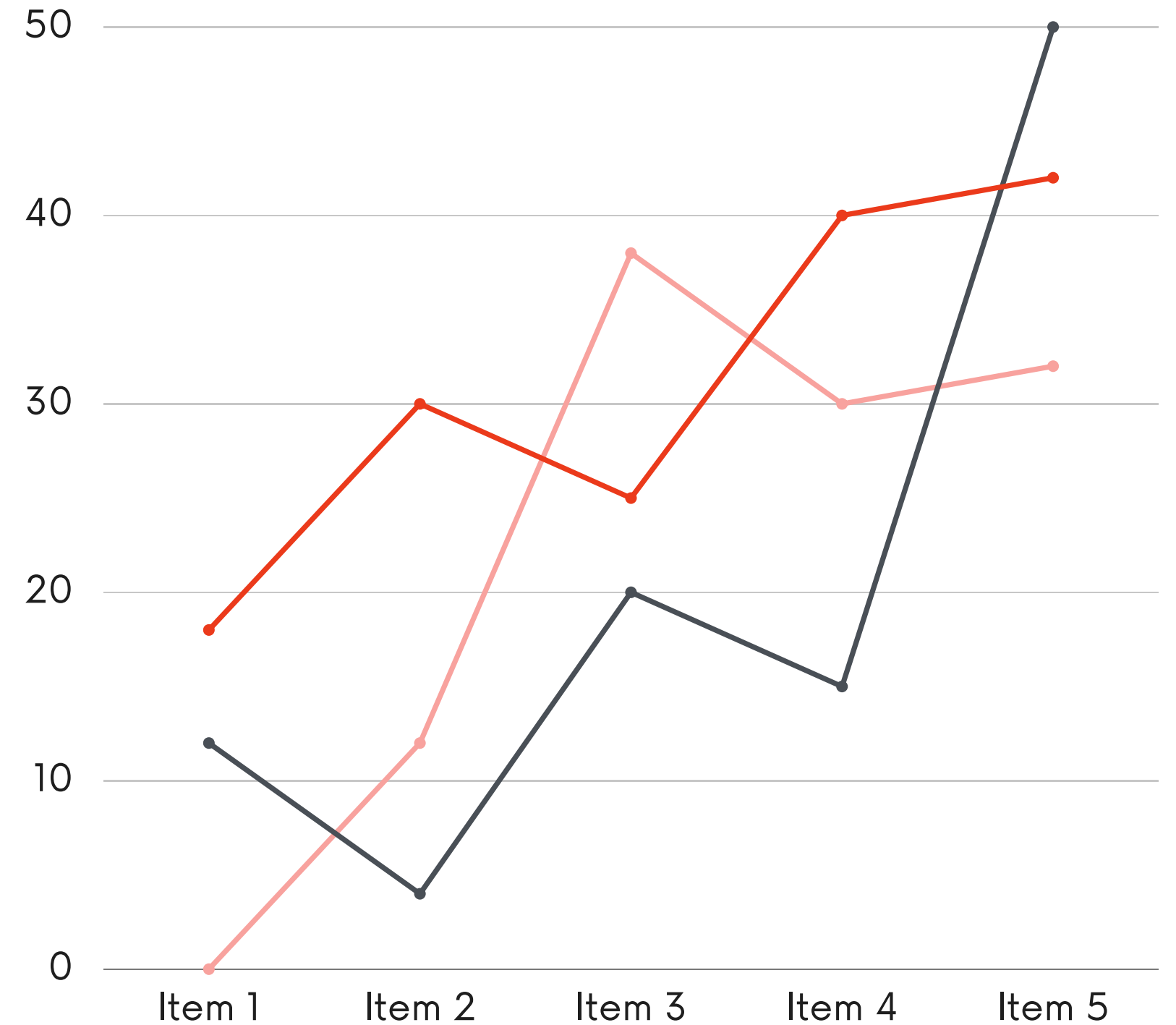
# Quantitative Progress

Visualize your latest progress using graphs and charts. Explain the graph in 1-2 sentences.



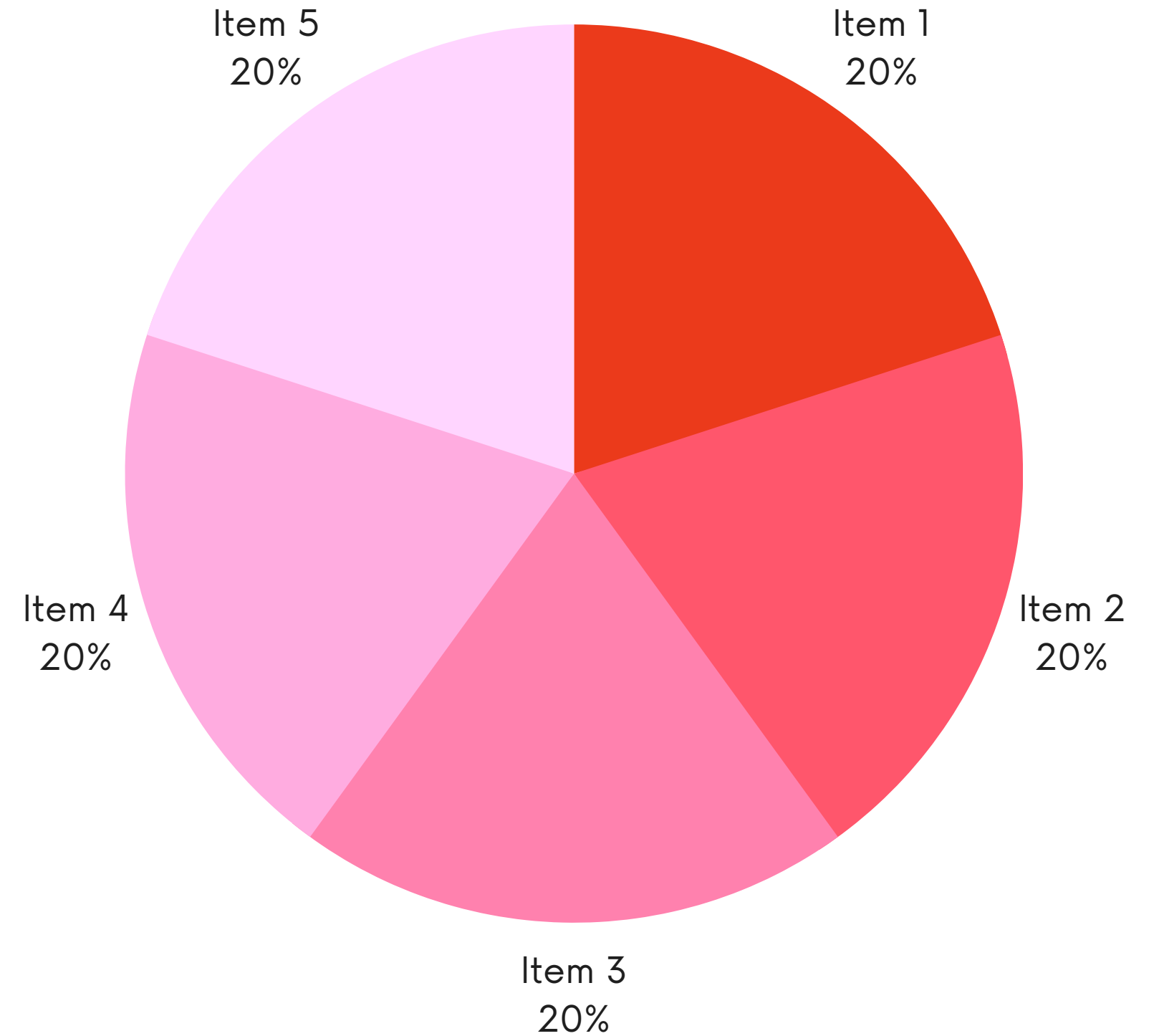
# Quantitative Progress

Visualize your latest progress using graphs and charts. Explain the graph in 1-2 sentences.



# Quantitative Progress

Visualize your latest progress using graphs and charts. Explain the graph in 1-2 sentences.



# Qualitative Progress

Qualitative data can make a progress report stronger. Use this page to show quotable quotes from interviews or survey results you conducted.



Rosa Aguado

Write the quotable quote or survey result here.

---



Connor Hamilton

Write the quotable quote or survey result here.

---



Ketut Susilo

Write the quotable quote or survey result here.



# Photos or Videos

Add relevant images or footage if any.



# Analysis of Key Findings

Discuss trends uncovered from the progress updates. You can opt to use headers and leave the analysis during your actual presentation.

# Next Steps

**1** Action Step 1

---

Elaborate on the action step in one sentence.

**3** Action Step 3

---

Elaborate on the action step in one sentence.

**5** Action Step 5

---

Elaborate on the action step in one sentence.

**2** Action Step 2

---

Elaborate on the action step in one sentence.

**4** Action Step 4

---

Elaborate on the action step in one sentence.

**6** Action Step 6

---

Elaborate on the action step in one sentence.

# Next Steps



## Action Step 1

Elaborate on the action step in one sentence.



## Action Step 2

Elaborate on the action step in one sentence.



## Action Step 3

Elaborate on the action step in one sentence.

# Thank you!

Contact us if there are any questions.

**Website** ..... [www.reallygreatsite.com](http://www.reallygreatsite.com)

**Phone  
Number** ..... 123-456-7890

**Email  
Address** ..... [hello@reallygreatsite](mailto:hello@reallygreatsite)

# Acknowledgement and Resources

## Project Team



Connor Hamilton

ROLE / POSITION

Describe their key contributions in this report.



Rosa Aguado

ROLE / POSITION

Describe their key contributions in this report.

## Research Team



Lars Peeters

ROLE / POSITION

Describe their key contributions in this report.



Cahaya Dewi

ROLE / POSITION

Describe their key contributions in this report.



Ketut Susilo

ROLE / POSITION

Describe their key contributions in this report.





Margarita Perez

ROLE / POSITION

Describe their key contributions in this report.

# Free Resource Page

Use these official Sustainable Development Goal elements in your Canva presentation.









**THE GLOBAL GOALS**



**THE GLOBAL GOALS**

# Free Resource Page





Use these official Sustainable Development Goal elements in your Canva presentation.





# Free Resource Page

Use these official Sustainable Development Goal elements in your Canva presentation.



# Free Resource Page

Use these official Sustainable Development Goal elements in your Canva presentation.

